

Science made smarter

AA222

Tympanometry
and audiometry
made perfect

The AA222
combines the power
of a clinical middle
ear analyzer with a
complete diagnostic
audiometer



Interacoustics

Audiometry
~~~~~

Tympanometry  
~~~~~

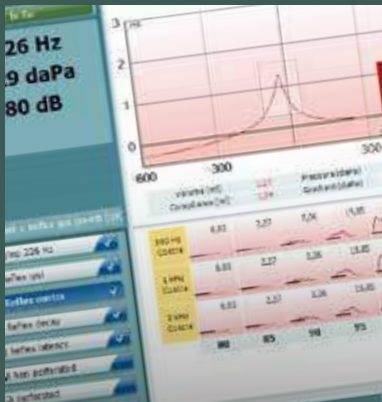
ABR

OAE

Hearing Aid Fitting

Balance

User friendly & reliable combination



Tympanogram and reflex test results displayed simultaneously



Speech test available in both table and graphic mode

The AA222 is the most comprehensive combination of a diagnostic & clinical middle ear analyzer and diagnostic audiometer available.

Testing flexibility

AA222 is the perfect combination of audiometry and tympanometry in one powerful device. AA222 offers all the diagnostic middle ear analyzer and audiometry tests needed in the clinic. This makes the AA222 the obvious choice for the new clinic, the clinic with limited desk space, and for the mobile clinic.

Comprehensive test battery

- 226 Hz tympanometry
- Ipsi and contralateral acoustic reflex
- Reflex decay
- Eustachian tube function tests (non-perforated & perforated tympanic membrane)
- Air & bone conduction
- Speech (with either external input, wave or live voice)
- Stenger (used when a patient is suspected malingering a hearing loss),
- ABLB (used to detect perceived loudness difference between the ears for people with unilateral hearing loss)
- SISI (used to differentiate between cochlear and retro cochlear disorder)
- Modified Hughson-Westlake (automatic pure tone test procedure)
- Weber (to distinguish between conductive and sensor neural hearing loss).



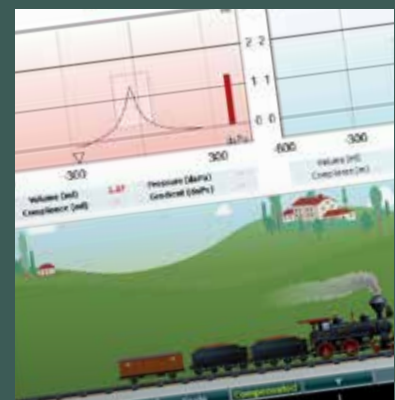
Extended licenses for advanced use

The optional AA222 h-license additionally offers high frequency probe tones (678, 800 and 1000Hz) to optimize the testing of infants, manual tympanometry, reflex latency, Eustachian tube function test for patulous tympanic membrane (continuous sensitive impedance measurement).

The AA222 also offers optional binaural speech testing and QuicksIN test; a speech in noise test that provides a quick estimate of the signal-to-noise ratio.

Child distraction

To help distract children while obtaining the tympanogram and reflex measures, the AA222 can present a train moving across the lower part of the screen.



Tympanometry & audiometry in one powerful device

Color:	Probe:	Status:
Red		Right ear is selected. Probe is out of the ear.
Blue		Left ear is selected. Probe is out of the ear.
Green		Probe is in the ear and a seal is maintained.
Yellow		Probe is in the ear and is blocked or leaking.
White		The probe has just been attached. Probe status is yet unknown.

Probe status displayed on diagnostic probe / shoulder box for clinical probe

Dedicated probe systems

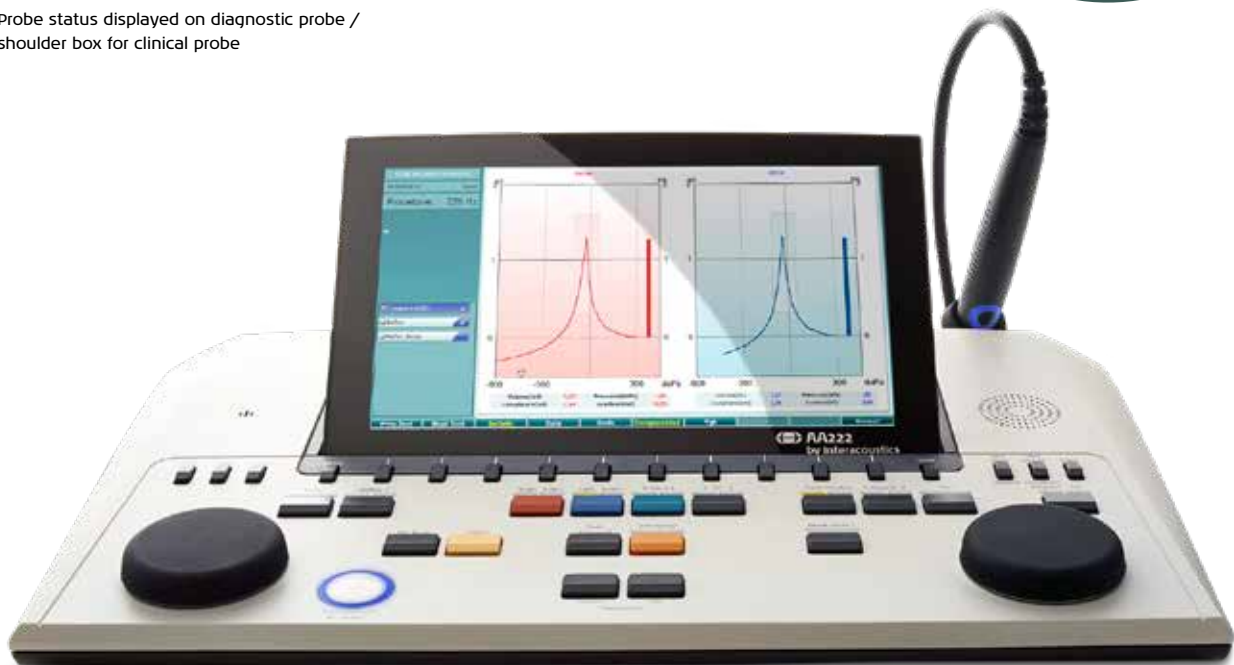
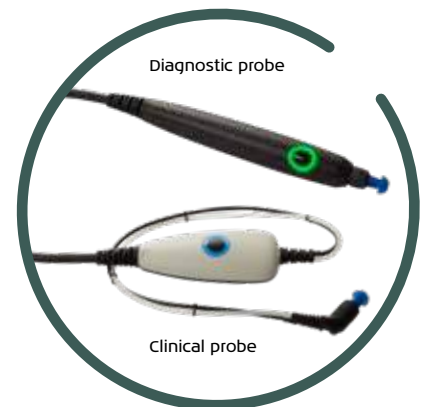
The AA222 includes either a diagnostic probe or a clinical probe system depending on your needs..

The diagnostic probe is hand-held and ideal for quick tympanograms and a screening reflex.

The clinical probe is ideal for more lengthy assessments where stability is important and any interference from extraneous noise should be avoided.

You can choose to have both probe systems included with your AA222. It is quick and easy to change between the two probe systems. The clinical probe shoulder box can be placed on the client by using the optional headband, clips or key hanger.

Probe status is displayed on the probe shoulder box for both probe systems which enables you to keep your focus on the client. Both probe types require only a simple button press to alternate between ears remotely.



Tailor made user friendliness

Customizable protocols for specific client types

The AA222 has the option to create user-defined impedance test protocols by combining different tests from the test battery into one test flow. For instance, you can create a simple screening procedure and a more in-depth evaluation. Avoid wasting time with different client types, as each test protocol can have separate test limits tailored to the needs of a specific patient group. Setting up user defined audiometry protocols provide easy access to the preference of each clinician in a clinic with multiple users.

Great overview of test results

The 10" adjustable display provides a great overview of the measurements where several test results can be seen on the same screen. The image is sharp and clear. The screen can be tipped and adjusted to avoid light reflection and provide the optimum ergonomics.

The built-in HDMI output makes it possible to show the screen on a projector or TV. This may be relevant in counseling sessions to help the client get a better understanding of the test results. It is also ideal for educational purposes, as students can easily follow the test results when displayed on a larger screen.

10"
adjustable
display




Test battery	AA222	AA222 with h-license
Impedance		
Tymp 226Hz	x	x
Tymp 678, 800 & 1000Hz		x
Manual tympanometry		x
Ipsilateral Reflex	x	x
Contralateral Reflex	x	x
ETF 1 test non-perforated tympanic membrane	x	x
ETF 2 test perforated tympanic membrane	x	x
ETF 3 patulous tympanic membrane		x
Reflex decay	x	x
Reflex latency		x
Audiometry		
Air & bone conduction	x	x
Stenger	x	x
ABLB	x	x
SISI	x	x
Modified Hughson-Westlake	x	x
Weber	x	x
Speech CD, wave files & live	x	x
QuickSIN	Optional	Optional
Binaural speech	Optional	Optional

Customizable protocols & user settings

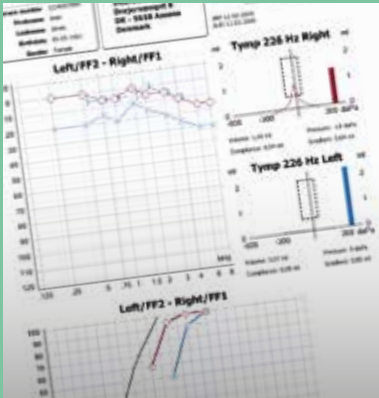


PC Integration Printing Language options

Direct printout from the AA222 or via customizable templates in the Diagnostic Suite software. Save in Noah or the Interacoustics OtoAccess™ database with the optional Sync mode.



Direct printouts from standard printer



Printout via Diagnostic Suite software

Have it in your language

The display language of the AA222 can be changed according to need: Chinese, Czech, English, Finnish, French, German, Greek, Italian, Japanese, Korean, Norwegian, Polish, Portuguese, Russian, Spanish and Turkish.

Printing options

You can print directly from the AA222 to a small 3" printer or a standard printer. If the data is downloaded to the Interacoustics OtoAccess™ database or Noah, printouts may be generated via the PC.

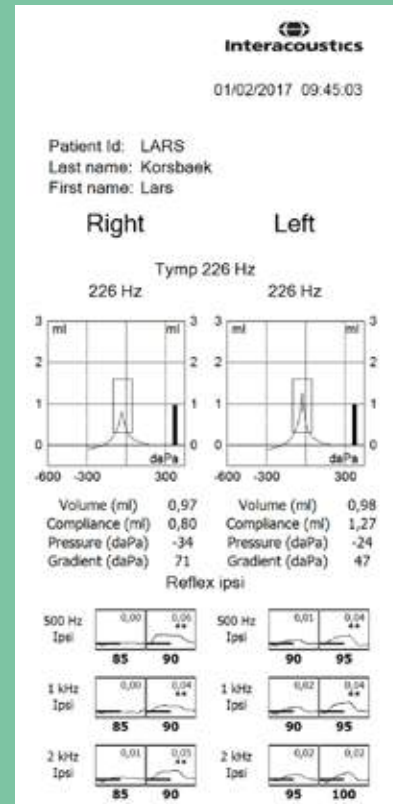
Combined printing and reporting

The Print Wizard combines audiometric, impedance and fitting data for full client reporting.

Unlimited customizable templates are a very useful aid when different test configurations are required. The combined printing and reporting capability enables the clinician to:

- Retrieve client demographics from OtoAccess™ and Noah
- Merge audiometric and impedance test data onto a single page
- Enter text for session observations and conclusions
- Insert bitmaps, such as clinic logos
- Enter individual session dates
- Easily configure symbols for quick reference

Design your own reports
Interacoustics software suites include a common embedded print wizard. This is a flexible tool that supports reporting requirements and streamlines workflow.



Direct printout from 3" printer

Science made smarter

Interacoustics is more than state-of-the-art solutions

Our mission is clear. We want to lead the way in audiology and balance by translating complexity into clarity:

- Challenges made into clear solutions
- Knowledge made practical
- Invisible medical conditions made tangible and treatable

Our advanced technology and sophisticated solutions ease the lives of healthcare professionals.

We will continue to set the standard for an entire industry. Not for the sake of science. But for the sake of enabling professionals to provide excellent treatment for their millions of patients across the globe.

Interacoustics.com

Interacoustics A/S

Audiometer Allé 1
5500 Middelfart
Denmark

+45 6371 3555
info@interacoustics.com

interacoustics.com

Go online to
explore our
full product
range

Related products



AC40
Clinical audiometer



Titan
Middle ear analyzer



Viot™
Video otoscope

Product specifications

All technical and hardware specifications concerning all products can be downloaded from our website.



Interacoustics

Audiometry
~~~~~

**Tympanometry**  
~~~~~

ABR

OAE

Hearing Aid Fitting

Balance